


Protect Your Treasures: The Ultimate Guide to Keeping Valuables Safe At Home

In the comfort of our homes, we often store cherished possessions that hold immense sentimental or monetary value. From family heirlooms to valuable electronics, these items deserve the utmost protection. To safeguard your valuables effectively, it is crucial to implement a comprehensive security strategy. This guide explores the best ways to keep your treasures secure at home, providing essential tips and techniques.

Physical Security Measures

1. Install a Security System

Consider investing in a comprehensive security system that includes sensors, alarms, and motion detectors. These systems can deter burglars and alert you in case of suspicious activity. Opt for systems with remote monitoring capabilities, allowing you to keep an eye on your home even when away.



Hiding & Storing Your Gold, Silver & Other Valuables: Discover 50 Ideal Places: Best Way To Keep Valuables Safe At Home by Red M

★★★★★ 5 out of 5

Language : English
File size : 7717 KB
Text-to-Speech : Enabled
Enhanced typesetting : Enabled
X-Ray for textbooks : Enabled
Print length : 99 pages
Lending : Enabled



2. Reinforce Doors and Windows

Weak or flimsy doors and windows are easy entry points for burglars. Reinforce them by installing sturdy deadbolts, security bars, and shatter-

resistant glass. Consider adding security film to windows, making them harder to break.



3. Create Obstacles

Make it difficult for burglars to move around your property. Install thorny bushes, barbed wire, or motion-activated sprinklers around the perimeter to deter intruders. Well-maintained fences and gates also serve as deterrents.



Digital Security Measures

4. Encrypt Your Electronics

Store sensitive data on your laptop, tablet, or smartphone by encrypting it. This process renders your data unreadable to unauthorized users, even if your device is stolen.



5. Use Strong Passwords

Protect your online accounts by using strong passwords that include a mix of upper and lowercase letters, numbers, and symbols. Avoid using personal information or common words that can be easily guessed.



6. Back Up Your Data

Protect your valuable data from loss or theft by creating regular backups. Store them on external hard drives, cloud storage services, or multiple devices to ensure redundancy.

HOW TO BACKUP FILES TO AN EXTERNAL DRIVE



FreeFileSync



Hiding Places

7. Concealed Safes

Invest in a concealed safe that is built into your home, such as in a wall or under a floor. These safes are difficult to detect and provide a secure hiding place for your most valuable items.



8. Diversionary Hiding Spots

Place worthless items in obvious hiding spots, such as under beds or in dresser drawers. This serves as a decoy, drawing attention away from your actual valuables.



9. Everyday Objects

Utilize everyday objects, such as hollowed-out books or decorative vases, to conceal small valuables. This is an unexpected hiding place that often goes unnoticed by burglars.



Insurance and Documentation

10. Homeowners Insurance

Ensure adequate homeowners insurance coverage to protect your valuables in case of theft or damage. Document your valuables with photographs and appraisals for insurance purposes.

5 Types of Insurance Everyone Should Have



1 - Health Insurance

Makes sure you're covered in the event of a medical emergency, whether a surgery or doctor's appointment.

2 - Car Insurance

From collision insurance to liability insurance, there are numerous types of car insurance to choose from that cover different scenarios.



3 - Homeowners or Renters Insurance

Keep your belongings and property safe with either homeowners or renters insurance, depending on your living situation.

4 - Life Insurance

If you have a family, keep them protected with life insurance that will keep them financially stable if you pass before your time.



5 - Disability Insurance


Disability insurance will reimburse you for lost income if you were to succumb to an injury or illness that prevents you from working.

11. Keep Valuables Organized

Maintain an organized inventory of your valuables, including descriptions, serial numbers, and photographs. This documentation will aid in reporting stolen items to the authorities and filing insurance claims.



Keeping your valuables safe at home requires a multi-layered approach that combines physical, digital, and insurance measures. By implementing the strategies outlined in this guide, you can create a secure environment where your cherished possessions are protected from theft, loss, and damage. Remember, prevention is key, and a well-prepared home is a burglar's worst nightmare.



Hiding & Storing Your Gold, Silver & Other Valuables: Discover 50 Ideal Places: Best Way To Keep Valuables Safe At Home by Red M

★★★★★ 5 out of 5


Language : English

File size : 7717 KB

Text-to-Speech : Enabled


Enhanced typesetting : Enabled

X-Ray for textbooks : Enabled
Print length : 99 pages
Lending : Enabled
Screen Reader : Supported



Unleash the Magic Within: "That's Not a Hippopotamus, Juliette MacIver"

Step into a Realm Where Anything Is Possible "That's Not a Hippopotamus, Juliette MacIver" is an extraordinary children's book that sparks the imagination...



Where Is Thumbkin? A Journey Through Beloved Children's Songs

In the realm of childhood, there exists a treasure trove of songs that have woven their way into the fabric of our collective memory. Among these...