




Unlock the Counting Magic with "The Numberniks: Counting Sets Within 10 First Numbers"


Numbers and Number Names


Count the number of objects in each set.
Write the number in the box provided and write its number name.











MATHSDIARY

The Numberniks #2 Counting Sets Within 10: First Numbers Series by Tony Philips

★★★★☆ 4.6 out of 5



Language : English
File size : 3085 KB
Screen Reader: Supported
Print length : 17 pages



Step into the Enchanting World of Numbers!

Are you ready to embark on a captivating mathematical journey? "The Numberniks: Counting Sets Within 10 First Numbers" is the perfect companion for young learners eager to unravel the secrets of counting. This delightful book makes learning numbers fun, engaging, and packed with educational value.

Meet the Numberniks: Friendly Math Buddies

Join our vibrant cast of characters, the Numberniks, who embody the charm and excitement of numbers. Each Numbernik, from the playful One to the wise Ten, has a unique personality that brings the world of numbers to life. Through their endearing adventures, children will effortlessly grasp the concept of counting and number recognition.

- One, the spirited leader, takes pride in being the smallest number.
- Two, the clever twin, always comes in pairs, showing off its balancing act.
- Five, the friendly star, loves to form patterns and shapes with its five points.

- Ten, the wise elder, represents the completion of a counting cycle.

Explore Sets: Building Blocks of Counting

"The Numberniks" introduces the fundamental concept of sets, the foundation of counting. Young learners will discover that sets are collections of objects, and counting involves finding the total number of objects in a set. The book provides ample practice with sets, ranging from colorful blocks to playful animal groups.

Through interactive activities, children will:

- Identify sets and recognize their properties.
- Count objects in sets, understanding the one-to-one correspondence principle.
- Compare sets using the terms "more than," "less than," and "equal to."

Master Counting Up to Ten: A Step-by-Step Approach

With the Numberniks as their guides, young learners will embark on a systematic journey of counting from one to ten. Through a series of engaging exercises and real-life examples, children will develop a solid understanding of number sequence, number names, and number symbols.

"The Numberniks" follows a循序渐进 approach, ensuring that young minds grasp each concept before moving on to the next. Activities include:

- Counting objects in everyday scenarios, such as counting fingers, toes, and toys.
- Matching numbers to their corresponding sets.

- Writing number symbols and recognizing number words.

Ignite a Love for Math with "The Numberniks"

"The Numberniks: Counting Sets Within 10 First Numbers" is more than just a book; it's a gateway to a lifelong love for math. By providing a foundation in counting and sets, this book empowers young learners to confidently navigate the world of numbers with enthusiasm and understanding.

Join the Numberniks on their extraordinary counting adventure and watch your child blossom into a budding mathematician. "The Numberniks" is an indispensable resource for preschoolers, kindergartners, and anyone looking to introduce the joy of math to young minds.

Free Download Your Copy Today!



The Numberniks #2 Counting Sets Within 10: First Numbers Series by Tony Philips

★★★★☆ 4.6 out of 5

Language : English

File size : 3085 KB

Screen Reader : Supported

Print length : 17 pages





Unleash the Magic Within: "That's Not a Hippopotamus, Juliette MacIver"

Step into a Realm Where Anything Is Possible "That's Not a Hippopotamus, Juliette MacIver" is an extraordinary children's book that sparks the imagination...



Where Is Thumbkin? A Journey Through Beloved Children's Songs

In the realm of childhood, there exists a treasure trove of songs that have woven their way into the fabric of our collective memory. Among these...